

Vendor Notification Card



We are excited to announce that this facility has officially gone live with the GHX Vendormate and RepScrubs integration.

Visit RepScrubs.com & GHX.com to register!

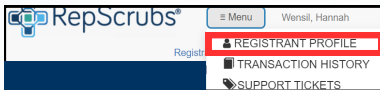
To access the Perioperative Areas, please ensure the following steps are completed:

1. Be fully compliant in GHX Vendormate.
2. Link your GHX Vendormate and RepScrubs accounts.
3. Have an active sign-in for today's visit via the GHX Badge.
4. Dispense and wear your set of RepScrubs.

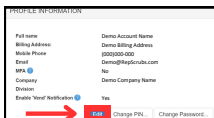
407-547-2680 | credentialing@repscrubs.com

STEP 1: Log into your RepScrubs Profile at RepScrubs.com

STEP 2: Navigate to the **Menu Bar** and select **"Registrant Profile"**

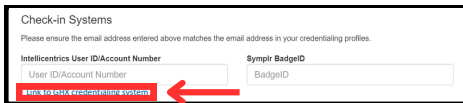


STEP 3: Select **"Edit"**



STEP 4: Select **"Link to GHX Credentialing System"**

- Please note this link is unique to each vendor and should not be shared



STEP 5: Log into your **GHX Vendormate Account**



STEP 6: Select **"Continue"** to acknowledge & complete process



STEP 7: Your accounts are **now successfully linked**